



# VRLA Rechargeable Battery

## HR22-12



### FEATURES

- Maintenance free(no water topping-up required)
- No free acid(Non-spillable battery)
- Can be used in any orientation(excluding used inverted)
- The battery is designed for high rate usage
- Absorbent Glass Mat technology for efficient gas recombination
- The power density at 5 min~15min discharging rate is 30% higher than BP series


### APPLICATIONS

- UPS
- Fishing Lights
- Booster
- Emergency Lights
- Lawn Mowers
- Video Camcorders(VCR)




### SPECIFICATIONS

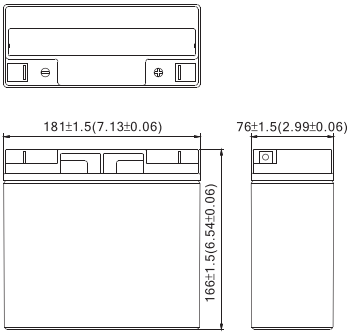
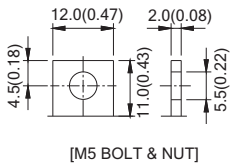
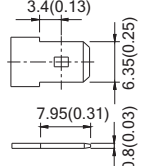
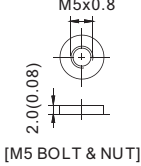
Nominal Voltage	12 V
Nominal Capacity	20Ah @ 10 hour rate F.V.(1.75V/cell)
Approx. Weight	6500g(14.33lbs.)
Terminals	B1 (Fitting M5 bolt & nut) , T2 and I1 are optional
Internal Resistance	≤9mΩ (Fully Charged)
Max. Discharge Current	300 A (5 sec.)
Max. Charge Current	6.0 A
Operating Temperature Range	Charge : 0°C~40°C(32°F~104°F) Discharge : -20°C~50°C(-4°F~122°F) Storage. : -20°C~40°C(-4°F~104°F)
Container Material	Standard: ABS( UL94 HB) HR22-12 Optional: Flame Retardant ABS(UL94 V-0) HR22-12FR



MH19884



- IEC 61056-1
- JIS C 8702-1
- GB/T 19639.1

DIMENSION(mm/inch)	OUTER DIMENSIONS	TERMINAL TYPE
<b>Length</b> 181±1.5 (7.13±0.06)		<b>Terminal B1</b> 
<b>Width</b> 76±1.5 (2.99±0.06)		<b>Terminal T2</b> 
<b>Container Height</b> 166±1.5 (6.54±0.06)		<b>Terminal I1</b> 
<b>Total Height</b> 166±1.5 (6.54±0.06)		Terminal Hardware Initial Torque: B1(2.5Nm±5%),I1(4.0Nm±5%)

Constant power discharge characteristics at 25 °C/77 °F										Unit: W
F.V. (V/cell) \ Discharge Time	5 Min	10 Min	15 Min	20 Min	30 Min	40 Min	50 Min	60 Min	120 Min	
1.80V	902.0	644.2	446.1	380.6	289.3	220.0	183.7	161.7	89.2	
1.70V	1078.0	719.3	485.1	403.2	301.4	228.3	189.8	165.6	90.9	
1.60V	1155.0	734.2	507.1	418.0	308.0	233.8	193.6	168.3	92.4	
1.50V	1188.0	742.4	518.1	424.6	311.9	236.5	195.8	170.0	92.9	
1.40V	1210.0	749.5	524.2	428.5	314.1	238.2	197.5	171.1	93.1	
1.30V	1221.0	755.3	528.0	431.2	315.7	239.3	198.6	171.6	93.4	

Constant current discharge characteristics at 25 °C/77 °F										Unit: A
F.V. (V/cell) \ Discharge Time	5 Min	10 Min	15 Min	20 Min	30 Min	40 Min	50 Min	60 Min	120 Min	
1.80V	80.54	56.51	38.59	32.64	24.52	18.50	15.37	13.48	7.43	
1.70V	98.00	63.07	41.96	34.58	25.54	19.20	15.88	13.80	7.58	
1.60V	105.00	64.39	43.87	35.85	26.10	19.66	16.20	14.03	7.70	
1.50V	108.00	65.09	44.82	36.42	26.43	19.89	16.38	14.17	7.74	
1.40V	110.00	65.75	45.35	36.75	26.62	20.03	16.53	14.26	7.76	
1.30V	111.00	66.25	45.67	36.98	26.75	20.13	16.62	14.30	7.78	

All data shall be changed without prior notice, BB reserves the right to explain and update the information contained hereinto.